


Get Started with WordFinder Unlimited

Sign in

Sign in to WordFinder Unlimited by clicking the Sign in link in the upper right corner on www.wordfinder.com, or go directly to app.wordfinder.com.

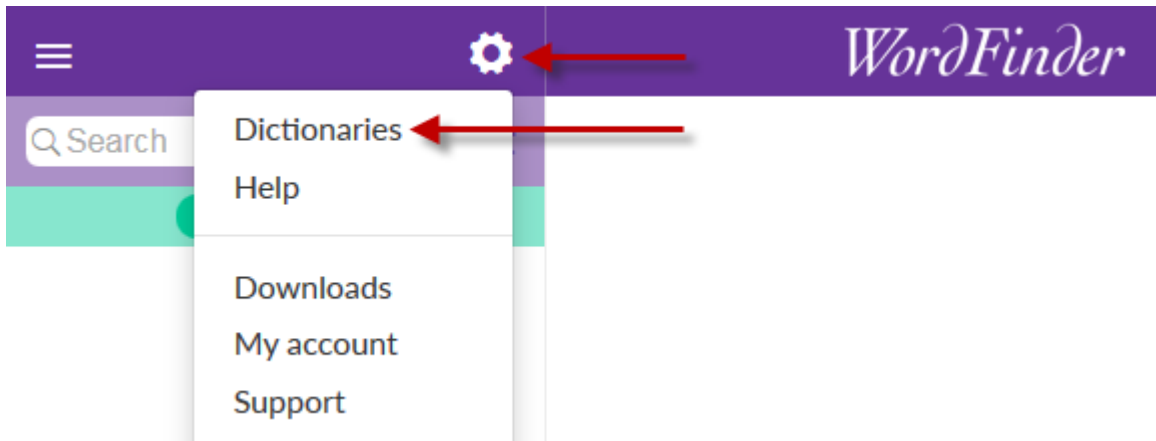


Sign in with your username and password unless otherwise instructed by your organisation.

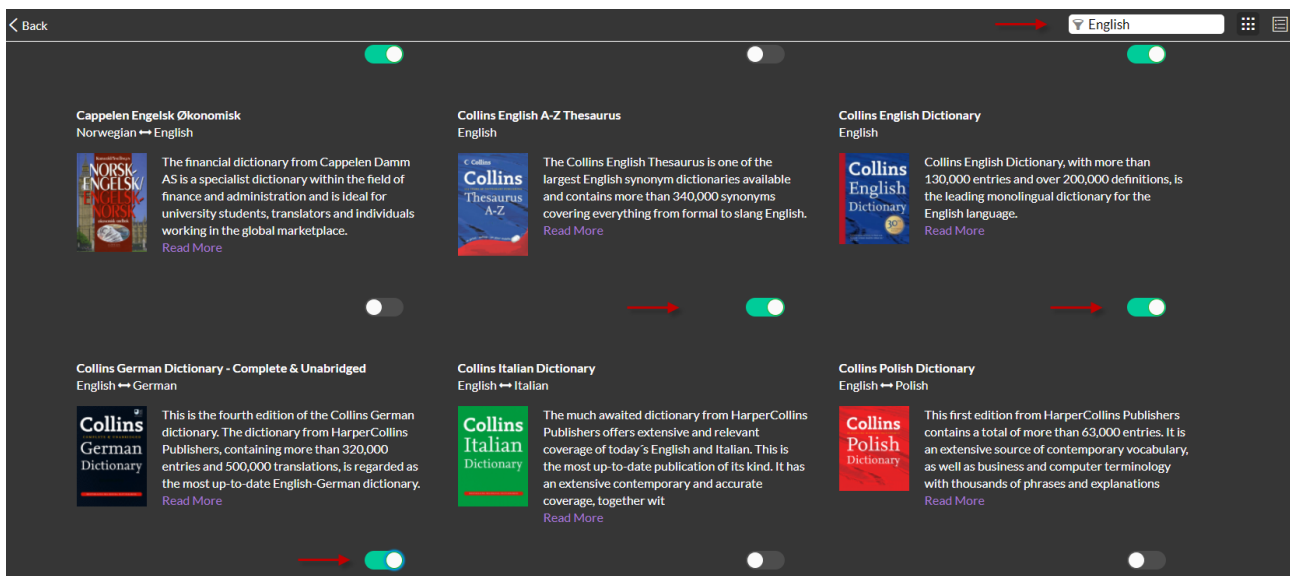
The sign-in form is divided into two columns. The left column is titled 'Personal WordFinder ID' and contains an 'E-mail' field with a placeholder 'E-mail', a 'Password' field with a placeholder 'Password', a 'Sign In' button, and a link for 'Forgot your password?'. The right column is titled 'Federated user account' and contains a 'Sign in with Microsoft' button and the 'Skolfederation' logo. Two red arrows point from the 'E-mail' and 'Password' fields in the left column towards the 'Sign in with Microsoft' button in the right column.

Select dictionaries

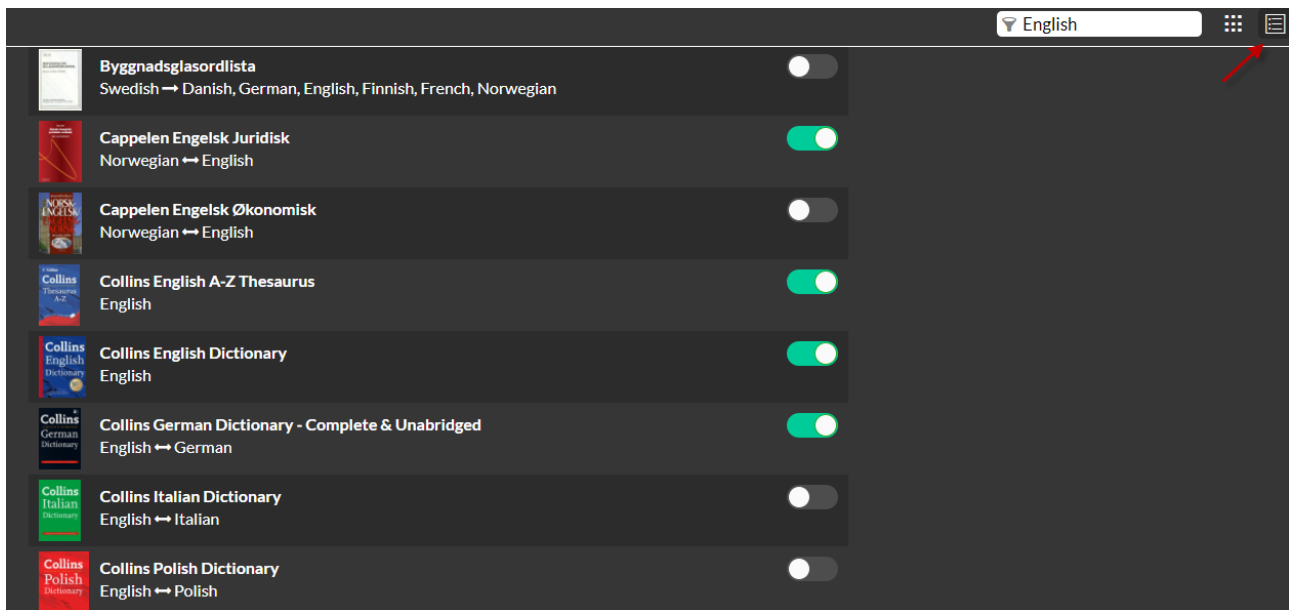
To select the dictionaries, you would like to use, click on the cog-wheel and select **Dictionaries**.



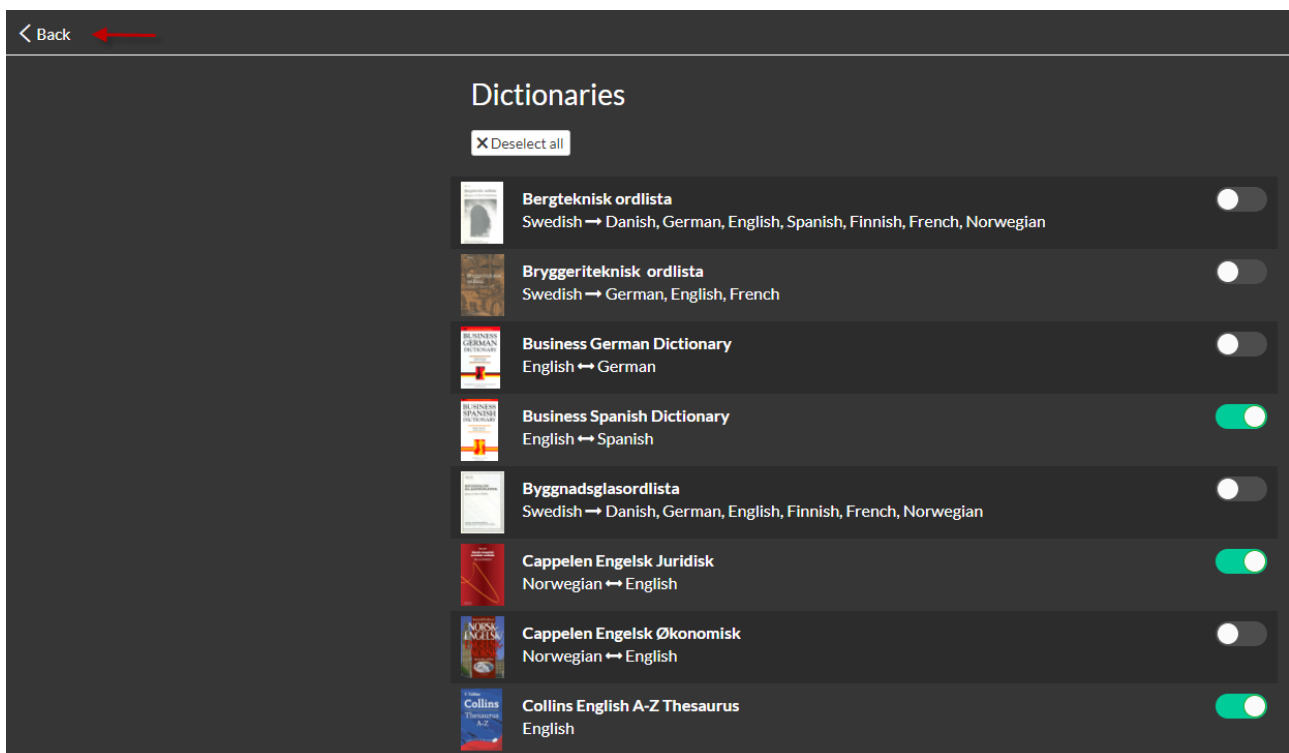
Filter the dictionaries by adding a language, publisher or title. Click the slide-button to select the dictionaries you would like to use.



You can also see the dictionaries in a tabular layout by clicking the icon in the upper right corner.

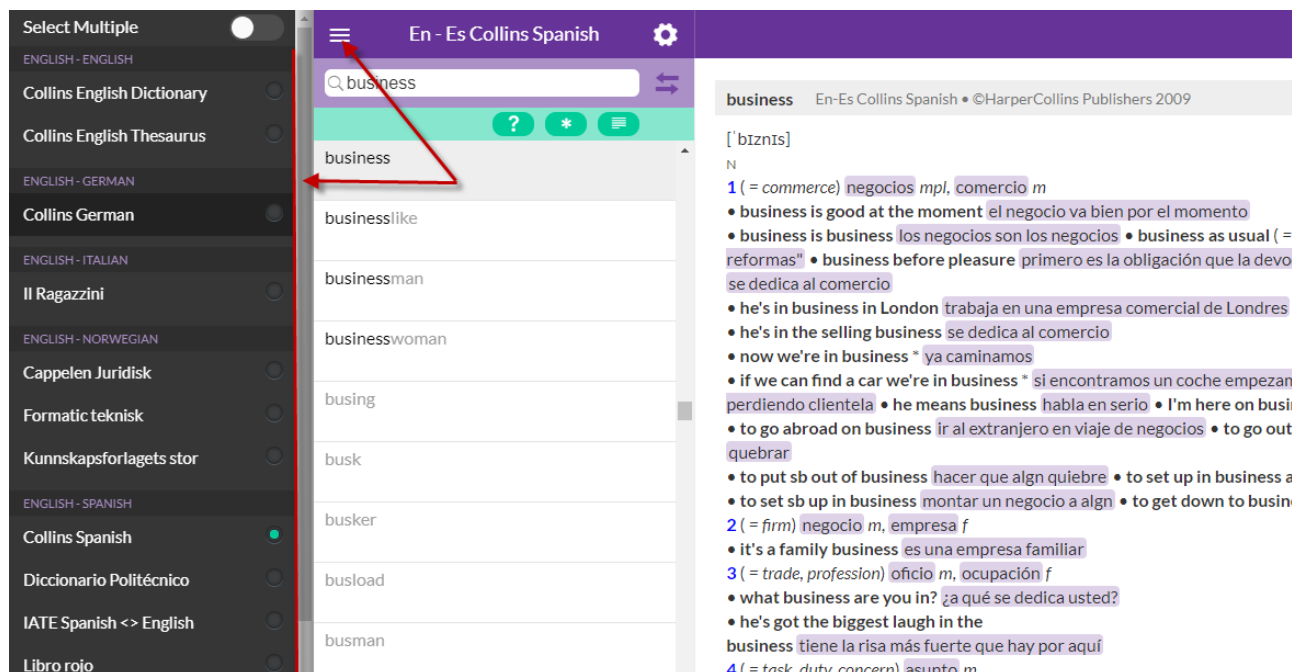


Click BACK when you have selected your dictionaries



Work in WordFinder Online

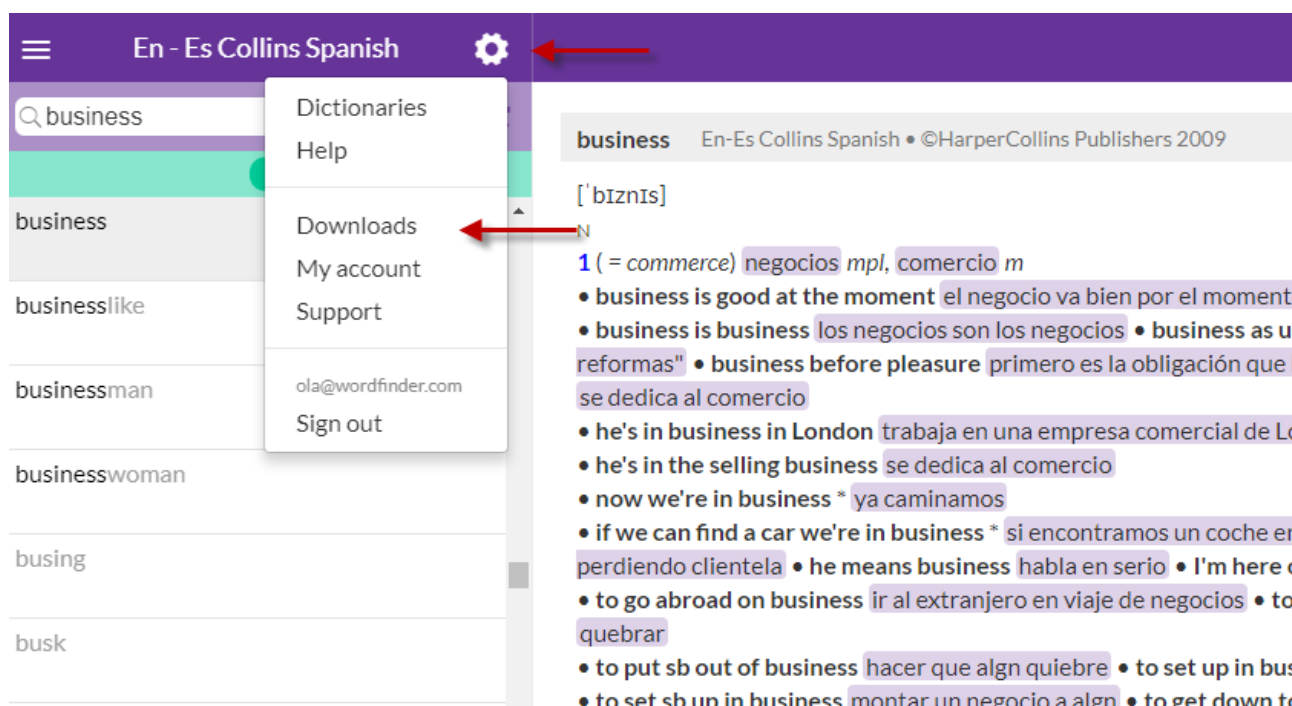
To use WordFinder Online click the menu icon  and you will see all your selected dictionaries.



To see all the search possibilities in WordFinder Online go to our [Quick Guide to WordFinder Online](#).

Work with our desktop and mobile applications

For a more interactive search from other software use WordFinder for Windows or WordFinder for Mac. To download these applications, click on the cog-wheel and select **Downloads**.



To download the Mac version, click on WordFinder Pro for Mac OS X. To download the Windows version, click on WordFinder Pro for Windows. To download WordFinder for iPhone and iPad go to AppStore and to download WordFinder for Android go to Google Play on your device.

If you have an IT department that installs software, please contact them.

The image shows a 'Downloads' section with a light blue header. Below the header, there is a teal background containing four white cards. The top-left card is for 'WordFinder Pro for Mac OS X', featuring an Apple icon, the WordFinder logo, and a 'DOWNLOAD' button with a download icon. The top-right card is for 'WordFinder Pro for Windows', featuring a Windows icon, the WordFinder logo, and a 'DOWNLOAD' button with a download icon. The bottom-left card is for 'WordFinder for iOS', featuring an iPhone icon, the text 'WordFinder for iOS', a link to read more, and the 'Download on the App Store' logo. The bottom-right card is for 'WordFinder for Android', featuring an Android icon, the text 'WordFinder for Android', a link to read more, and the 'GET IT ON Google Play' logo. Two red arrows point from the 'Downloads' header to the 'WordFinder Pro for Mac OS X' and 'WordFinder Pro for Windows' cards.

For more information about the functionality in the Mac and Windows versions go to our Manuals.

[Manual for WordFinder Pro for Mac](#)

[Manual for WordFinder Pro for Windows](#)

Support

For more information, FAQs and to **contact our support** please go to www.wordfinder.com/support.