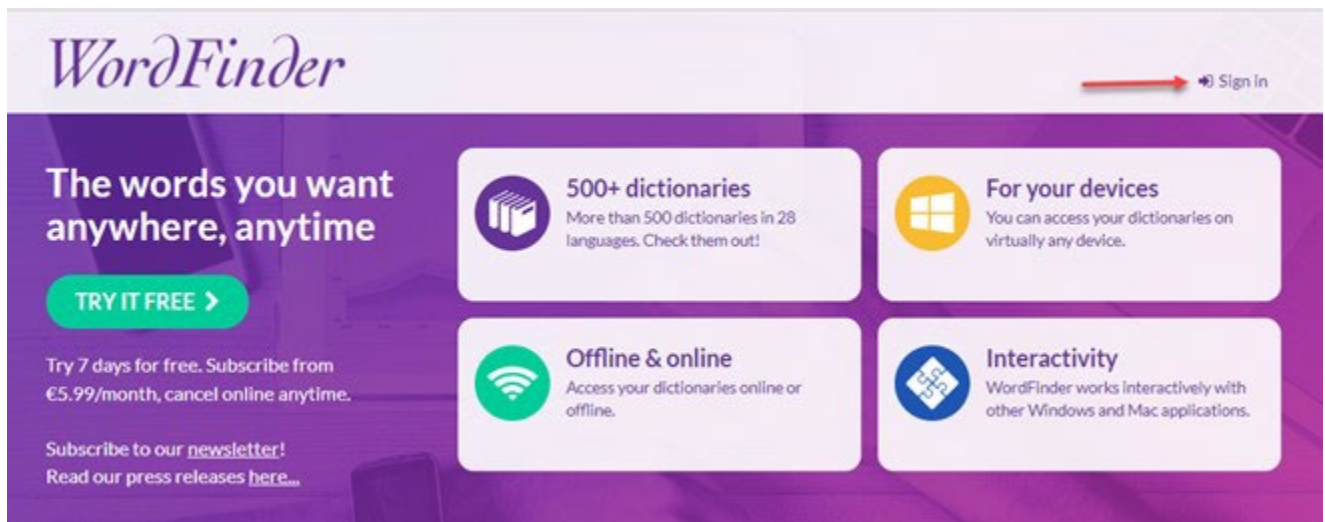


Get Started with WordFinder Unlimited

Sign in

Sign in to WordFinder Unlimited by clicking the Sign in link in the upper right corner on www.wordfinder.com, or go directly to app.wordfinder.com.

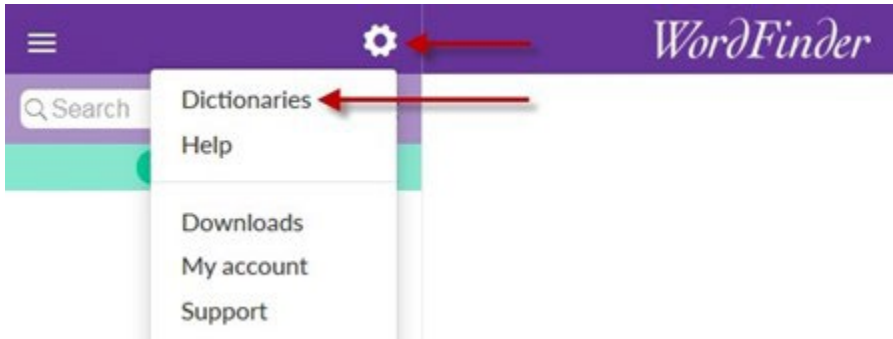


Sign in with your username and password unless otherwise instructed by your organisation.

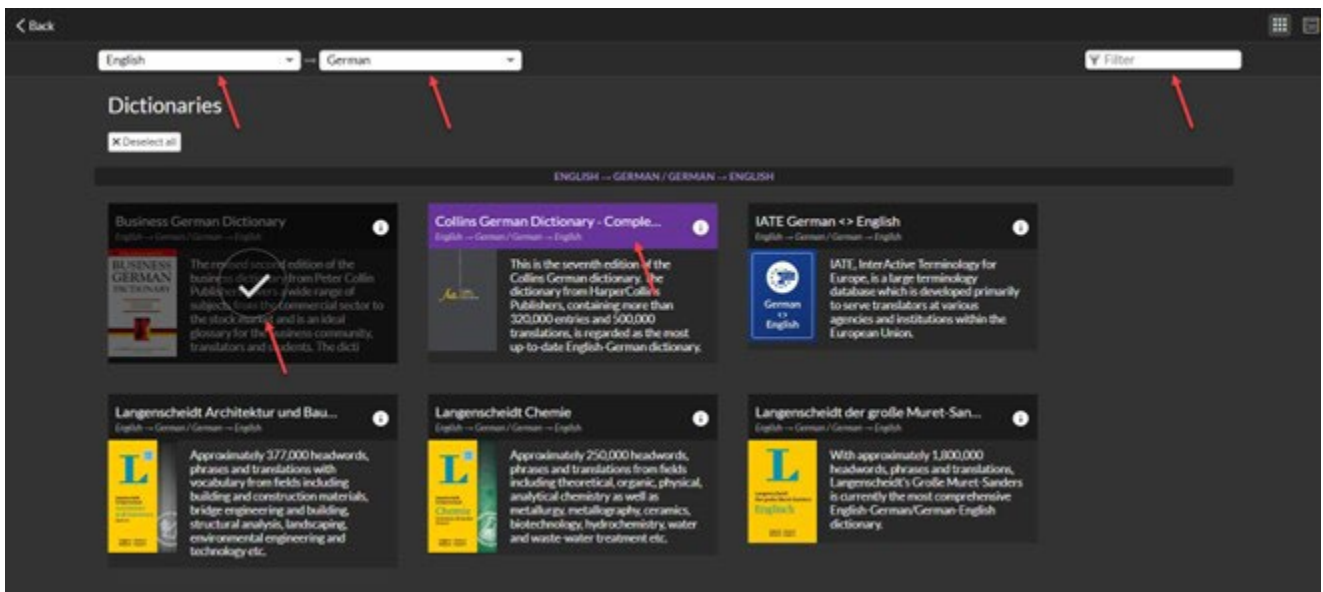


Select dictionaries

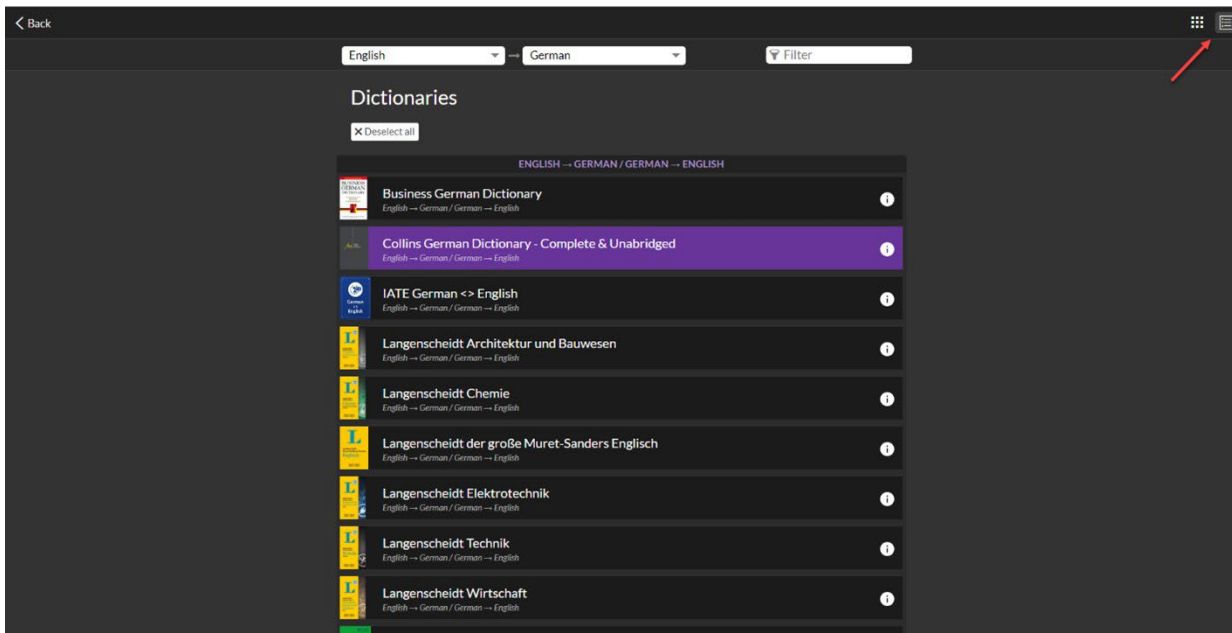
To select the dictionaries, you would like to use, click on the cog-wheel and select **Dictionaries**.



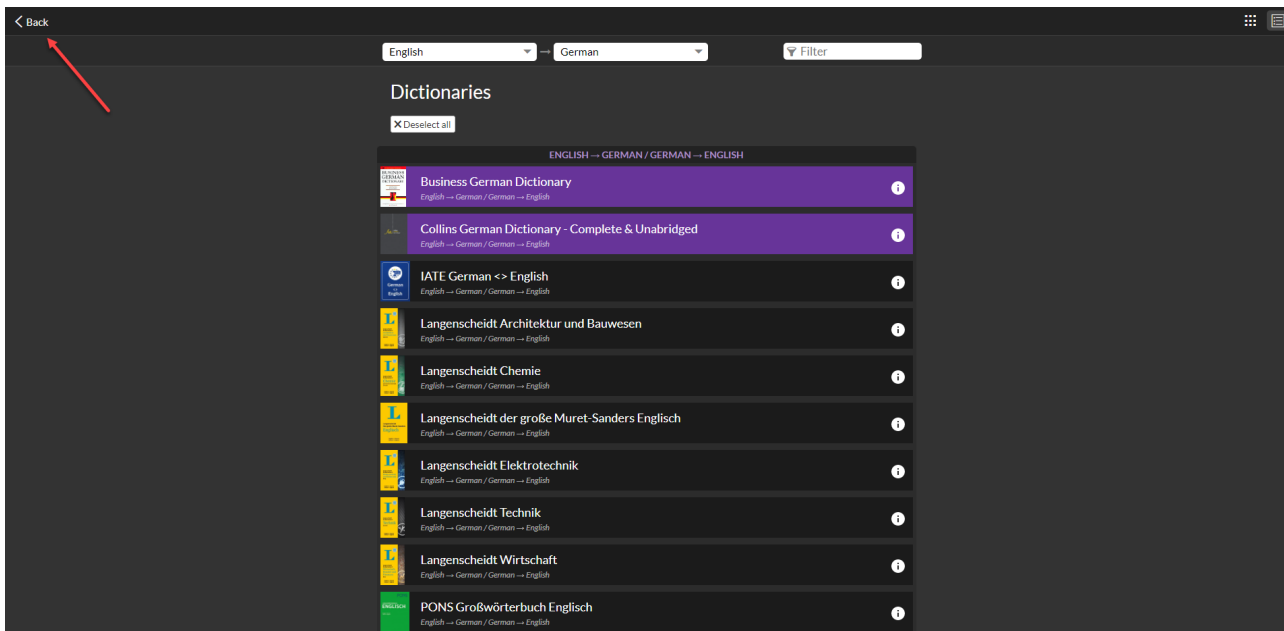
Filter the dictionaries by selecting language directions and/or keywords such as publisher, title or other. You activate a dictionary by clicking the outlined check icon which appears when you point at the dictionary with the mouse. When the icon colour changes to green, the dictionary is active. The title of the selected dictionary is displayed on a purple background, so that you can easily see that it is active.



You can see the dictionaries in a tabular layout by clicking the icon in the upper right corner.

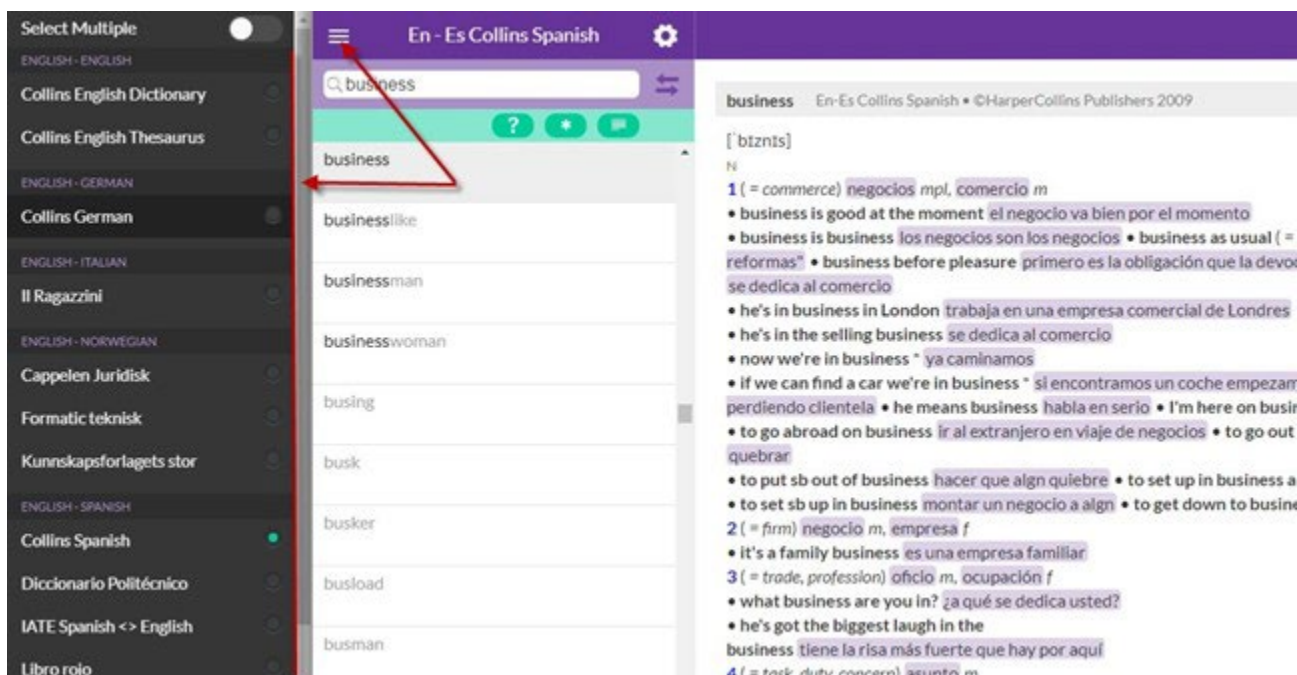


Click **Back** when you have selected your dictionaries



Work in WordFinder Online

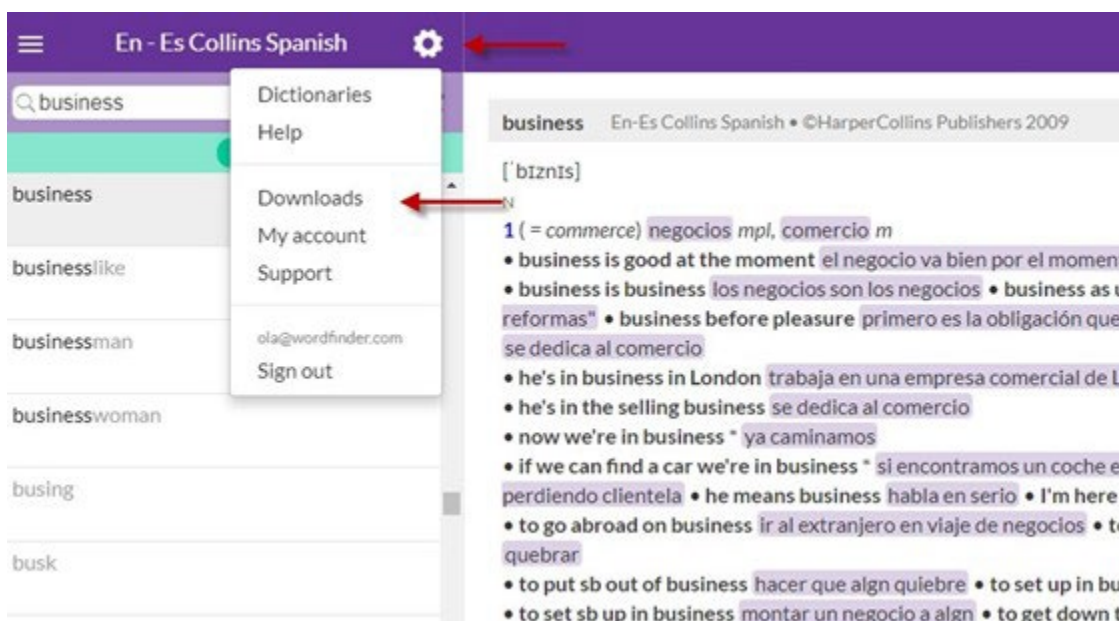
To use WordFinder Online click the menu icon  and you will see all your selected dictionaries.



To see all the search possibilities in WordFinder Online go to our [Quick Guide to WordFinder Online](#).

Work with our desktop and mobile applications

For a more interactive search from other software use WordFinder for Windows or WordFinder for Mac. To download these applications, click on the cog-wheel and select **Downloads**.



Downloads - WordFinder - Spotify for Dictionaries

For even more functionality and the best of interactivity, download our applications for Windows, Mac, iOS, Android and Chrome.

The screenshot displays five download options for WordFinder:

- WordFinder for Mac:** Includes an Apple logo icon, a 'WordFinder' app icon, and a 'DOWNLOAD' button with a download icon.
- WordFinder for Windows:** Includes a Windows logo icon, a 'WordFinder' app icon, and a 'DOWNLOAD' button with a download icon.
- WordFinder for iOS:** Includes an iPhone icon, the text 'Read more about our iOS app and download it from the Apple App Store', and the 'Download on the App Store' logo.
- WordFinder for Android:** Includes an Android robot icon, the text 'Read more about our Android app and download it from Google Play', and the 'GET IT ON Google Play' logo.
- WordFinder for Chrome:** Includes a Chrome logo icon, the text 'Read more about our Chrome extension and download it from Chrome Web Store', and the 'Available in the Chrome Web Store' logo.

For more information about the functionality in the Mac and Windows versions go to our Manuals.

[Manual for WordFinder for Windows and Mac](#)

Support

For more information, FAQs and to contact our support please go to www.wordfinder.com/support.

To download WordFinder for iPhone and iPad go to AppStore, to download WordFinder for Android go to Google Play on your device and to download WordFinder for Chrome go to Chrome Web Store.

If you have an IT department that installs software, please contact them.